

5	6	
---	---	--

Specification

*Electrical Characteristics:

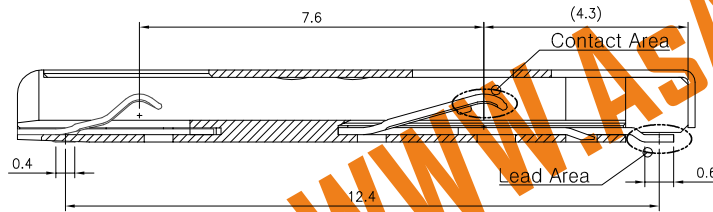
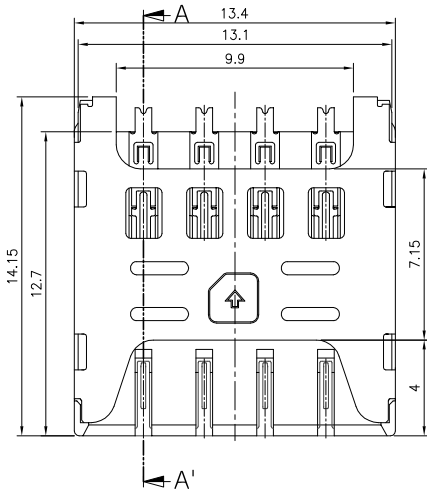
Contact Current Rating:0.5 Amperes.
 Dielectric Withstanding Voltage:AC500V r.m.s.
 Insulation Resistance:500 MΩ Minimum.
 Contact Resistance: 30 mΩ Maximum.

*Environmental:

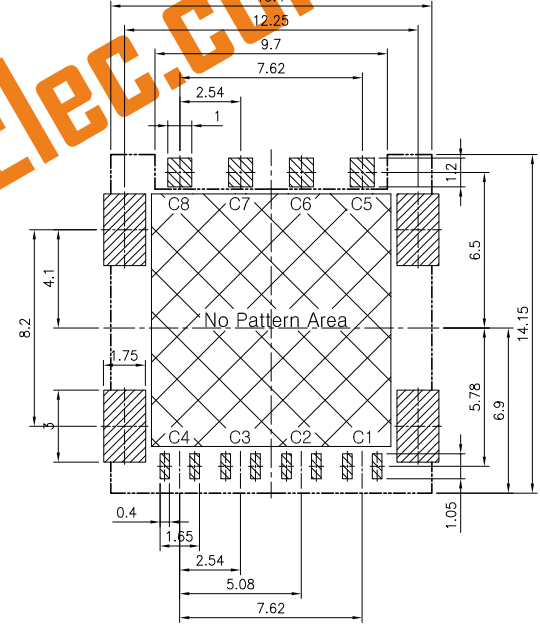
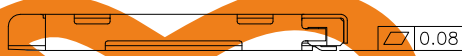
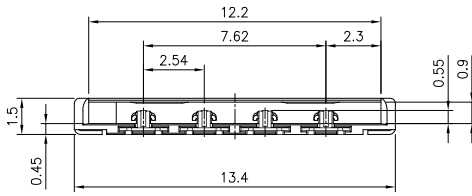
Operating Temperature:-30 °C~+ 85 °C.

PART No.:

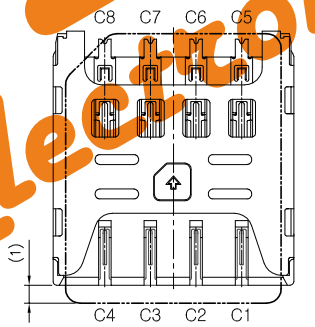
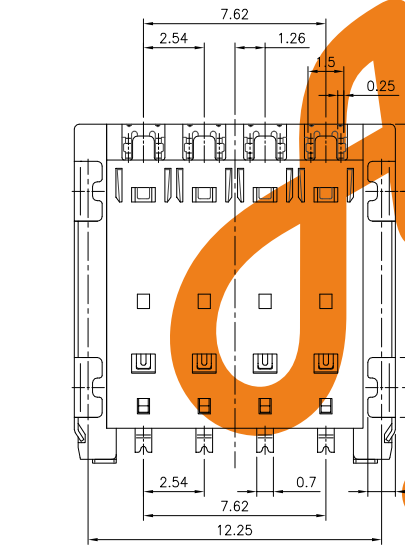
S 0 DD - 15 00 08- 03 G
 SIM CON. 0=WITHOUT POST G=gold flash
 DD=WITH UPLOCK 03=Product Order Pin NO. 8=8Pin
 15:HEIGHT 1.5mm 00=NORMAL TYPE.(ON PCB)



SECTION A-A' (ZOOM VIEW)

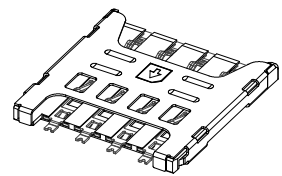


P.C.B LAYOUT (Top View)
 (General Tolerance ±0.05)



Insert Micro USIM CARD

PIN No.	Description
C1	VCC
C2	RST
C3	CLK
C4	Reserved
C5	GND
C6	VPP
C7	I/O
C8	Reserved



AsA Electronic Co.

Tel : (+98) 21 66 73 56 82 Mob : (+98) 912 03 161 02

③	TERMINAL	8	C5210-EH,T=0.12	Au 5u" PLATING
②	BASE INSULATOR	1	LCP+GF30%	BLACK
①	SHELL	1	SUS304-H,T=0.12	AU/Ni PLATING
NO.	PART NAME	Q'TY	DESCRIPTION	NOTE

UNLESS OTHERWISE SPECIFIED TOLERANCES

Telegram:09396994470

DECIMALS:	ANGLES:
X :±0.5	X :±2°
X.X :±0.20	X.X :±1°
X.XX :±0.10	

TITLE	8Pin 1.5H PUSH PULL Micro SIM CARD CONN.			
DWN	ALLEN			
CHKD	H.Z	SCALE:1:1	UNIT: mm	
APVD	ERIC.W	SIZE: A3	SHEET:10F 1	REV: A1

CUSTOMER COPY

A
B
C
D

A
B
C
D